

HIGHLIGHTS & GENERAL SPECIFICATIONS

MOORE₃₃

HIGHLIGHTS & GENERAL SPECIFICATIONS



	Meters	Feet
LOA	10.06	33
LWL (empty)	9	29.5
Beam	3.05	10
Draft	2.29	7.5
	Kg	Lbs
Displacement (empty)	1700	3750
Ballast	680	1500

Designed for competitive inshore racing as a one-design or handicap racer but is also point-to-point and offshore race capable for sailing events like California Offshore Race Week, Newport to Cabo, Pac Cup or Transpac on the West Coast, Chicago to Mackinac in the Mid-West, Nantucket Race Week, or Fort Lauderdale to Key West on the East Coast with the advantage of being crane launched and trailered home or end long races in dry storage to reduce maintenance but maximize race venues each season.



HULL

- ✦ Closed cell foam cored sandwich laminate –
- ✦ E-glass knitted biaxial fabrics, woven cloth, minimum of chopped strand mat and limited carbon unidirectional.
- ✦ Trunk for retracting keel with transverse keel floor with continuation outboard abeam of shrouds
- ✦ Molding extends aft with attachment flange for outboard retraction well; providing cockpit support.
- ✦ Partial bulkhead/ring frame at traveler supporting cockpit and rudder athwartships loads.

MAST

- ✦ Double spreader rig with carbon fiber mast tube. Tapered above hounds for enhanced mast bend characteristics.
- ✦ Attachment fittings for dual topmast backstays, no masthead crane.
- ✦ Masthead setup for main halyard and two topmast spinnaker halyards with chafe guards.
- ✦ One dedicated jib halyard. LED steaming light on front side of mast; Windex with light.
- ✦ Main halyard lead to cleat mounted on aft side of mast below deck.
- ✦ Hounds attachment for forestay and two halyard sheaves.
- ✦ One dedicated jib halyard, below forestay.
- ✦ Second halyard sheave above forestay with optional spectacle for jib or fractional spinnaker.
- ✦ Attachment near gooseneck for lower end of Cunningham to lead through ring on sail to tackle on back side of mast.
- ✦ Anodized aluminum mast step and attachment for boom vang.
- ✦ LED streaming light on front side of the mast; Windex with light.
- ✦ Sock and tension cable to house mast wiring including any owner supplied wind instruments and VHF.

KEEL

- ✦ Retractable keel fit with lead bulb cast with keel lifting system to retract keel for trailering and storage.

RUDDER AND STEERING

- ✦ Spade rudder with carbon fiber rudder stock, foam core and carbon & fiberglass skins and tiller steering.
- ✦ Molded composite tiller attached to rudder stock with tiller head.

DECK HARDWARE

- ✦ Type 18-8 stainless steel fasteners including washers, lock washers and nuts or nylox nuts.
- ✦ Hardware to pass-through high-density foam or solid fiberglass areas of deck laminate.
- ✦ Lewmar low profile circular foredeck hatch or similar on coach roof forward.
- ✦ Sliding companionway hatch fore and aft.
- ✦ Hatch slides under coach roof.
- ✦ Stainless steel chainplates to attach shrouds and forestay.
- ✦ Molded composite with stainless steel pin chainplates for backstay blocks.
- ✦ Mooring and spinnaker sheet attachments aft and amidships – 6 ea.
- ✦ Diamond pad eyes bolted at stern, at outboard of headsail sheet winches and bow pulpit legs.
- ✦ Forespar, Spinlock or similar 42” tiller extension.

DECK FITTINGS –

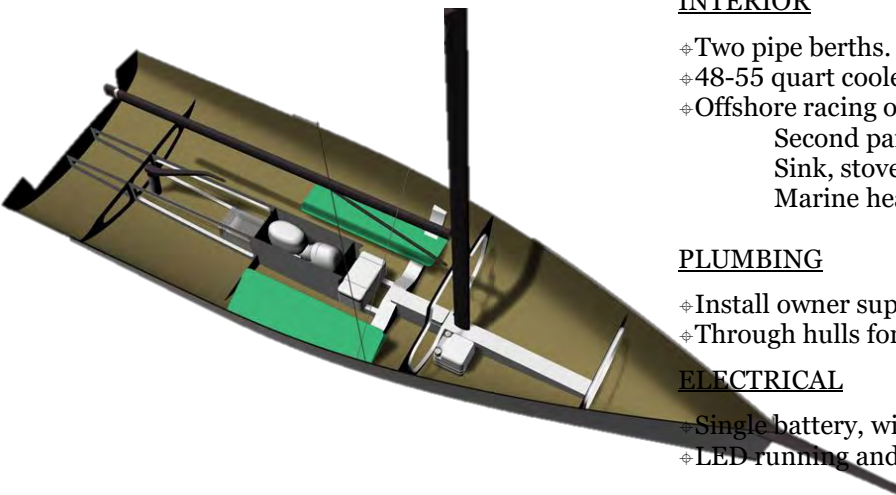
- ✦ Winches: Harken or equal

2 ea.	Headsail sheets
2 ea.	Topmast backstays
1 ea.	Halyards – on cabin top
4 ea.	Speed grip winch handles

- ✦ Main Sheet: 6:1 gross tune; 24:1 fine tune system.
- ✦ Main Traveler – mid-range high-load car with 4:1 controls.
- ✦ Jib sheet system – Floating jib leads with offshore option.
- ✦ Spinnaker Sheets = 4 ea. 75mm Carbo single blocks.
- ✦ Spinnaker Tack Line - Floating lead ring lashed to sprit.
- ✦ Spinlock rope clutch with offshore option for second tack line.
- ✦ Halyards:
 - Standard - 1 Jib, 1 Spinnaker standard with blocks and clutches.
 - Optional 2nd Jib/Fractional Spin & 2nd masthead spinnaker with blocks & clutches.

DECK

- ✦ Female molded and includes transom, coachroof, cockpit with composite foot braces,
- ✦ Hardware mounts for jib leads and traveler.
- ✦ Closed cell foam sandwich construction employing E-glass biaxial reinforcements,
 - ✦ Gurit PET foam core or similar. Local reinforcing passes of material in high load areas.
- ✦ Framing to include:
 - Foredeck transverse ring frame
 - Cabin house edges
 - Cockpit support from retractable outboard enclosure
 - Traveler partial bulkhead and rudder tube.
- ✦ Rail hardware including pad eyes and stanchions provides through joint fasteners.



INTERIOR

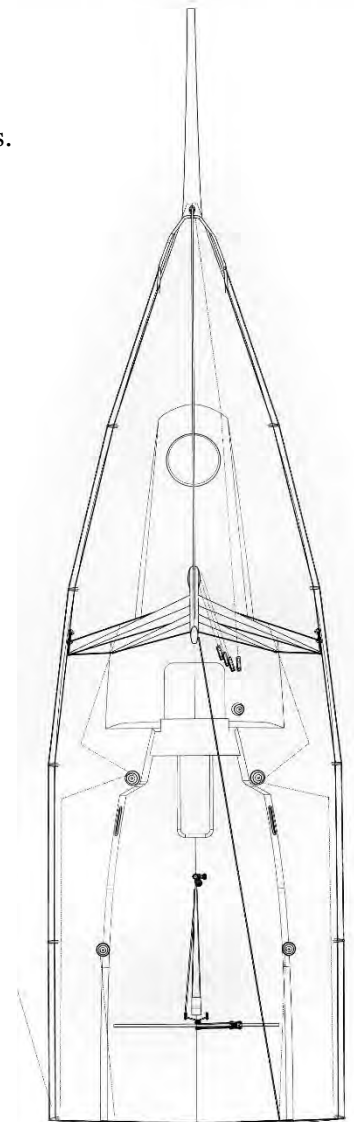
- ✦ Two pipe berths.
- ✦ 48-55 quart cooler and porta-potty forward of bulkhead.
- ✦ Offshore racing options include:
 - Second pair of pipe berths
 - Sink, stove & small counter area
 - Marine head and holding tank instead of porta-potty

PLUMBING

- ✦ Install owner supplied knotmeter/depth/temp sensor.
- ✦ Through hulls for optional marine head and/or optional sink.

ELECTRICAL

- ✦ Single battery, with master switch, distribution panel.
- ✦ LED running and steaming light, compass lights, interior lights.



HIGHLIGHTS & GENERAL SPECIFICATIONS



BOOM

- ✦ Light weight un-tapered boom
- ✦ 2 or 3 sheaves at outboard end for outhaul & 1 or 2 reefs.
- ✦ Sailmaker to supply webbing strap attached to clew ring.
- ✦ Bails or Dyneema® webbing for main sheet attachment at outboard end of boom.
- ✦ Vang bail for mechanical vang

RIGGING:

- ✦ Fractional sloop with a non-overlapping jib, two sets of aft swept spreaders per the sail plan.
- ✦ Off wind, masthead asymmetrical spinnakers with possible offshore fractional asymmetrical spinnakers.

RIG: *Approximate Dimensions*

	Meters	Feet
IM	12.5	41
ISP	13.7	44.9
P	12.26	40.2
BAS	1.405	4.6
E	4.68	15.35
TPS/STL	6.1	20
J	3.92	12.86

ENGINE

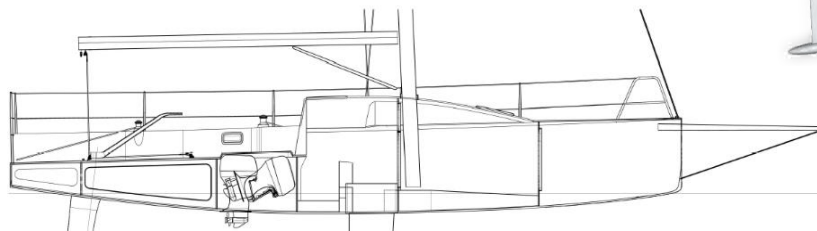
- ✦ Compartment will fit up to a 9.9 hp outboard engine

OPTIONS (partial list subject to change)

- ✦ Canvas package with sail awning
- ✦ Interior crew care kit & stowage
- ✦ LED lighting package
- ✦ Marine or road transportation prep.
- ✦ Custom boot stripe (gelcoat)
- ✦ Chart table, removeable
- ✦ Galley modules
- ✦ Mooring kit;
- ✦ Kelp cutter

ELECTRONICS OPTIONS (not provided)

- ✦ Touchscreen Navigation Display
- ✦ AIS
- ✦ Depth Sounder
- ✦ Compass
- ✦ Windmeter/Sensors
- ✦ Marine Weather
- ✦ VHS



Any and all specifications mentioned herein are subject to change without notice. Some illustrations may show features subject to change.

CONTACT

MOORE SAILBOATS, INC.

info@moore33.com or 909-667-0123

www.Moore33.com

